

**STACKING**

Disc Springs are often stacked to enhance performance characteristics. By stacking them in parallel, load bearing characteristics are enhanced (Figure 7). when stacked in series, greater deflection or travel is achieved (Figure 8).




Figure 7

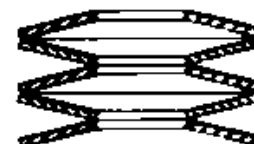


Figure 8

Combination stacking, in parallel and in series, increases both load bearing and deflection (Figure 9). Disc Springs of varying thicknesses can also be stacked to achieve specific performance objectives (Figure 10).

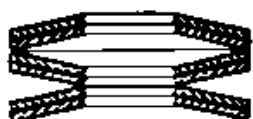


Figure 9

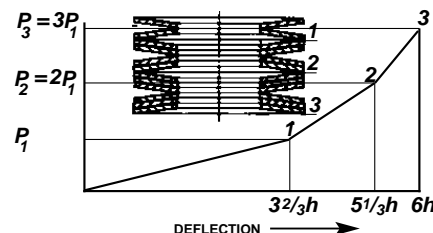
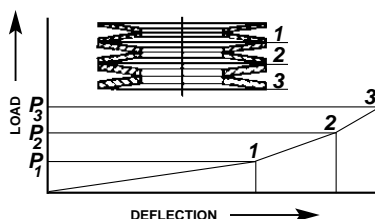


Figure 10

**COMPARING DISC SPRING STACK TO COIL SPRING**

Figure 11 clearly shows how Disc Springs, stacked in series, support the same load as a coiled spring with a substantial reduction in space required. Disc stacks may be designed for extremely high loads where coil springs are not feasible at all.

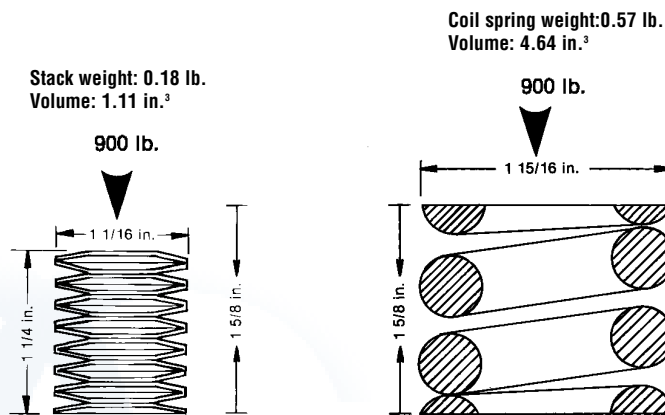
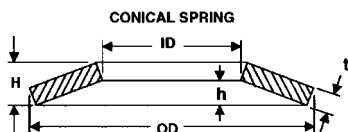


Figure 11

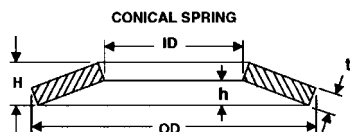


# BELLEVILLE DISC SPRINGS

Hole Size	I.D.	O.D.	Thickness	H	h	75% Def. Load lbs.**	Flat Load lbs.**	WCL Product Number
2	.093	.187	.007	.013	.007	8.4	9.7	B-0093-0187-007
2	.093	.187	.010	.015	.013	8.4	9.7	B-0093-0187-010*
2	.093	.187	.010	.015	.005	21.1	27.1	B-0093-0187-010
4	.125	.250	.009	.017	.009	14.4	16.6	B-0125-0250-009
4	.125	.250	.013	.02	.017	37.3	47.9	B-0125-0250-013*
4	.125	.250	.013	.02	.007	37.3	47.9	B-0125-0250-013
4	.125	.315	.011	.022	.011	24.8	28.6	B-0125-0315-012
4	.125	.375	.019	.028	.009		73	B-0125-0375-019
M3	.126	.236	.012	.018	.006	29	37	B-0126-0236-012
M3	.126	.236	.017	.037	.020			B-0126-0236-018*
M3	.126	.250	.015	.030	.015			B-0126-0250-015
M3	.126	.250	.020	.045	.025			B-0126-0250-020
M3	.126	.315	.008	.016	.008	5.8	6.7	B-0126-0315-008
M3	.126	.315	.012	.022	.010	23.4	28.1	B-0126-0315-012
M3	.126	.315	.016	.024	.008	41.6	53.6	B-0126-0315-016
M3	.126	.315	.020	.028	.008	80.5	105	B-0126-0315-020
M3	.126	.394	.012	.026	.014	22	24.3	B-0126-0394-012
M3	.126	.394	.016	.028	.012	40.2	49.5	B-0126-0394-016
M3	.126	.394	.020	.030	.010	62.5	80.3	B-0126-0394-020
#5	.138	.281	.010	.020	.010		23	B-0138-0281-010
#5	.138	.281	.013	.021	.008		43	B-0138-0281-013
#5	.138	.281	.015	.023	.008			B-0138-0281-015*
#5	.138	.281	.015	.023	.008		62	B-0138-0281-015
#5	.138	.437	.022	.023	.010		99	B-0138-0437-022
#6	.156	.312	.008	.019	.011	10	10.5	B-0156-0312-008
#6	.156	.312	.011	.022	.011	24.8	28.6	B-0156-0312-011
#6	.156	.312	.017	.025	.008	59.5	76.7	B-0156-0312-017*
#6	.156	.312	.017	.025	.008	59.5	76.7	B-0156-0312-017
#8	.164	.343	.013	.024	.011		38	B-0164-0343-013
#8	.164	.343	.016	.026	.010		65	B-0164-0343-016
#8	.164	.343	.019	.028	.010		93	B-0164-0343-019
#8	.164	.500	.025	.037	.012		131	B-0164-0343-025
#8	.165	.315	.008	.018	.010	8.8	9.4	B-0165-0315-008
#8	.165	.315	.012	.022	.010	26.5	31.9	B-0165-0315-012
#8	.165	.315	.016	.024	.008	47.2	60.5	B-0165-0315-016
#8	.165	.315	.020	.028	.008	90.8	118	B-0165-0315-020
#8	.165	.394	.016	.028	.012	42.5	52.2	B-0165-0394-016
#8	.165	.394	.020	.030	.010	66.3	85	B-0165-0394-020
#8	.165	.394	.024	.033	.010	113	147	B-0165-0394-024
M4	.165	.472	.016	.031	.016	40.2	46.3	B-0165-0472-016
M4	.165	.472	.020	.033	.014	63.8	79.1	B-0165-0472-020
M4	.165	.472	.024	.039	.016	135	168	B-0165-0472-024
M4	.173	.375	.016	.031	.015	67.9	79.6	B-0173-0375-016

\* Denotes Stainless Steel Part Number

\*\* Deflection expressed in lbs. and is estimate based on average formulas. These theoretical load values are presented only as a guide and may vary as much as 20% in specific applications

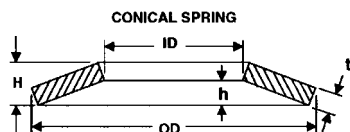


# BELLEVILLE DISC SPRINGS

Hole Size	I.D.	O.D.	Thickness	H	h	75% Def. Load lbs.**	Flat Load lbs.**	WCL Product Number
#10	.190	.375	.010	.023	.013	16.8	17.7	B-0190-0375-010
#10	.190	.375	.015	.027	.012	45.5	55.1	B-0190-0375-015*
#10	.190	.375	.015	.027	.012	45.5	55.1	B-0190-0375-015
#10	.190	.375	.018	.028	.011	62.4	81	B-0190-0375-018
#10	.190	.375	.020	.030	.025	84.9	109	B-0190-0375-020*
#10	.190	.375	.020	.030	.010	84.9	109	B-0190-0375-020
#10	.190	.375	.030	.036	.006	166	221	B-0190-0375-030
#10	.190	.562	.019	.037	.018		67	B-0190-0562-019
#10	.190	.562	.028	.042	.014		136	B-0190-0562-028
#10	.195	.375	.015	.027	.012	49	53	B-0195-0375-015
#10	.195	.375	.020	.030	.010		84	B-0195-0375-020
#10	.195	.437	.018	.033	.015	68.5	82	B-0195-0437-018
M5	.205	.394	.010	.022	.012			B-0205-0394-010
M5	.205	.394	.010	.022	.012	13	14.2	B-0205-0394-010
M5	.205	.394	.016	.028	.012	47.2	57.8	B-0205-0394-016
M5	.205	.394	.020	.030	.010	73.3	94	B-0205-0394-020
M5	.205	.394	.024	.033	.010	125	162	B-0205-0394-024
M5	.205	.472	.016	.031	.016	42.3	48.8	B-0205-0472-016
M5	.205	.472	.020	.035	.016	78.7	95.3	B-0205-0472-020
M5	.205	.472	.024	.037	.014	114	144	B-0205-0472-024
M5	.205	.472	.031	.043	.012	224	292	B-0205-0472-031
M5	.205	.472	.039	.060	.021			B-0205-0472-039
M5	.205	.492	.020	.033	.014	61.2	75.8	B-0205-0492-020
M5	.205	.590	.016	.037	.022	39.6	40.7	B-0205-0590-016
M5	.205	.590	.020	.039	.020	61.4	71.9	B-0205-0590-020
M5	.205	.590	.024	.041	.018	91.5	112	B-0205-0590-024
M5	.205	.590	.028	.043	.016	125	158	B-0205-0590-028
#12	.215	.420	.039	.050				B-0215-0420-039
#12	.220	.687	.016	.031	.015		60	B-0220-0687-016
#12	.220	.687	.020	.032	.012		98	B-0220-0687-020
#12	.220	.687	.023	.034	.011		139	B-0220-0687-023
#12	.220	.687	.034	.050	.016		229	B-0220-0687-034
M6	.244	.433	.012	.030				B-0244-0433-012
M6	.244	.472	.020	.033	.014	73.3	90.8	B-0244-0472-020
M6	.244	.472	.024	.037	.014	124	157	B-0244-0472-024
M6	.244	.472	.031	.043	.012	245	319	B-0244-0472-031
M6	.244	.492	.014	.031	.018	33.9	36	B-0244-0492-014
M6	.244	.492	.020	.033	.014	65.9	81.6	B-0244-0492-020
M6	.244	.492	.024	.037	.014	112	141	B-0244-0492-024
M6	.244	.492	.028	.039	.012	148	192	B-0244-0492-028
M6	.244	.492	.031	.043	.012	220	288	B-0244-0492-031
M6	.244	.492	.039	.047	.008	281	373	B-0244-0492-039
M6	.244	.551	.035	.049	.014	276	360	B-0244-0551-035

\* Denotes Stainless Steel Part Number

\*\* Deflection expressed in lbs. and is estimate based on average formulas. These theoretical load values are presented only as a guide and may vary as much as 20% in specific applications

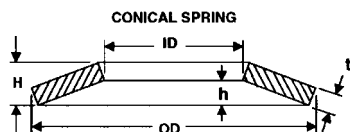


# BELLEVILLE DISC SPRINGS

Hole Size	I.D.	O.D.	Thickness	H	h	75% Def. Load lbs. **	Flat Load lbs. **	WCL Product Number
M6	.244	.590	.020	.039	.020	65.2	75.1	B-0244-0590-020
M6	.244	.590	.024	.041	.018	95.1	117	B-0244-0590-024
M6	.244	.590	.028	.043	.016	130	165	B-0244-0590-028
M6	.244	.709	.016	.039	.024	31.5	31	B-0244-0709-016
M6	.244	.709	.020	.043	.024	55.1	60	B-0244-0709-020
M6	.244	.709	.024	.047	.024	90.2	104	B-0244-0709-024
M6	.244	.709	.028	.049	.022	124	151	B-0244-0709-028
M6	.244	.709	.031	.051	.020	163	205	B-0244-0709-031
1/4	.255	.500	.014	.032	.018	35.8	38	B-0255-0500-014
1/4	.255	.500	.018	.034	.016			B-0255-0500-018*
1/4	.255	.500	.018	.034	.016	60.4	71.7	B-0255-0500-018
1/4	.255	.500	.020					B-0255-0500-020
1/4	.255	.500	.022	.036	.014			B-0255-0500-022*
1/4	.255	.500	.022	.036	.014	91.4	115	B-0255-0500-022
1/4	.255	.500	.025	.038	.013	122	156	B-0255-0500-025*
1/4	.255	.500	.030	.041	.011	175	228	B-0255-0500-030
1/4	.255	.500	.035	.045	.010	250	330	B-0255-0500-035
1/4	.255	.500	.038	.047	.009	287	380	B-0255-0500-038
1/4	.255	.550	.060					B-0255-0550-060
1/4	.255	.637	.032	.048	.016		222	B-0255-0637-032
1/4	.255	.750	.025	.049	.024		114	B-0255-0750-025
1/4	.255	.750	.036	.054	.018		261	B-0255-0750-036
1/4	.255	.750	.052	.065	.013		560	B-0255-0750-052
1/4	.258	.472	.031	.047				B-0258-0472-031
1/4	.258	.500	.019	.035	.012	75	89	B-0258-0500-019
1/4	.258	.500	.023	.039	.012	130	160	B-0258-0500-023
1/4	.26	.563	.024	.039	.015	94.5	119	B-0260-0563-024
M7	.283	.504	.028	.042				B-0283-0504-028
M7	.283	.512	.014	.030				B-0283-0512-014
M7	.283	.551	.014	.031	.018	27.7	29.2	B-0283-0551-014
M7	.283	.551	.020	.035	.016	62.9	76.2	B-0283-0551-020
M7	.283	.551	.031	.043	.012	179	234	B-0283-0551-031
5/16	.317	.625	.015	.035	.020	31.7	33.1	B-0317-0625-015
5/16	.317	.625	.022	.042	.032	88.4	104	B-0317-0625-022*
5/16	.317	.625	.022	.042	.020	88.4	104	B-0317-0625-022
5/16	.317	.625	.032	.048	.016	200	257	B-0317-0625-032*
5/16	.317	.625	.032	.048	.016	200	257	B-0317-0625-032
5/16	.317	.625	.047	.059	.012	463	611	B-0317-0625-047
5/16	.317	.937	.030	.06	.030		159	B-0317-0937-030
5/16	.317	.937	.045	.067	.022		395	B-0317-0937-045
5/16	.320	.750	.028	.051	.023	132	159	B-0320-0750-028
5/16	.320	.750	.032	.055	.023	192	239	B-0320-0750-032
M8	.323	.551	.039	.052				B-0323-0551-039

\* Denotes Stainless Steel Part Number

\*\* Deflection expressed in lbs. and is estimate based on average formulas. These theoretical load values are presented only as a guide and may vary as much as 20% in specific applications

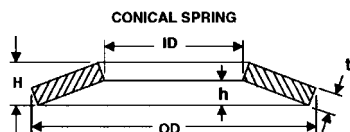


# BELLEVILLE DISC SPRINGS

Hole Size	I.D.	O.D.	Thickness	H	h	75% Def. Load lbs. **	Flat Load lbs. **	WCL Product Number
M8	.323	.590	.024	.041	.018	110	134	B-0323-0590-024
M8	.323	.590	.028	.043	.016	150	190	B-0323-0590-028
M8	.323	.590	.031	.047	.016	221	283	B-0323-0590-031
M8	.323	.630	.016	.035	.020	34.6	37.1	B-0323-0630-016
M8	.323	.630	.024	.041	.018	92.2	113	B-0323-0630-024
M8	.323	.630	.028	.018	.045	153	191	B-0323-0630-028
M8	.323	.630	.032	.016	.047	197	252	B-0323-0630-032
M8	.323	.630	.035	.049	.014	228	297	B-0323-0630-035
M8	.323	.709	.020	.043	.024	59.6	64.7	B-0323-0709-020
M8	.323	.709	.028	.049	.022	134	163	B-0323-0709-028
M8	.323	.709	.031	.051	.020	210	221	B-0323-0709-031
M8	.323	.709	.039	.055	.016	265	346	B-0323-0709-039
M8	.323	.787	.024	.051	.028	92.6	102	B-0323-0787-024
M8	.323	.787	.028	.053	.026	128	150	B-0323-0787-028
M8	.323	.787	.032	.024	.055	179	219	B-0323-0787-032
M8	.323	.787	.035	.057	.022	216	272	B-0323-0787-035
M8	.323	.787	.039	.022	.061	310	394	B-0323-0787-039
M8	.323	.906	.028	.059	.031	122	135	B-0323-0906-028
M8	.323	.906	.032	.03	.061	170	199	B-0323-0906-032
M8	.323	.906	.035	.063	.028	207	252	B-0323-0906-035
M8	.323	.906	.039	.028	.067	296	366	B-0323-0906-039
M8	.323	.906	.059	.078	.020	636	832	B-0323-0906-059
M8	.323	.984	.059	.073				B-0323-0984-059
5/16	.327	.716	.024	.044	.020	79.6	94.9	B-0327-0716-024
5/16	.327	.716	.028	.048	.020	123	151	B-0327-0716-028
5/16	.327	.716	.032	.060	.020	180	225	B-0327-0716-032
5/16	.331	.618	.025	.052				B-0331-0618-028*
5/16	.345	.709	.056	.075				B-0345-0709-056
5/16	.362	.709	.018	.041	.024	47.9	50.1	B-0362-0709-018
5/16	.362	.709	.028	.047	.020	127	157	B-0362-0709-028
5/16	.362	.709	.039	.055	.016	282	366	B-0362-0709-039
3/8	.380	.687	.024	.043	.019	104	113	B-0380-0687-024
3/8	.380	.687	.028	.047	.019	162	200	B-0380-0687-028
3/8	.380	.750	.020	.046	.026	67.1	70.8	B-0380-0750-020
3/8	.380	.750	.028	.051	.023	142	172	B-0380-0750-028
3/8	.380	.750	.032	.053	.021	187	234	B-0380-0750-032
3/8	.380	.750	.035	.057	.022	256	321	B-0380-0750-035
3/8	.380	.750	.040	.059	.019	321	414	B-0380-0750-040*
3/8	.380	.750	.056	.070	.014	634	837	B-0380-0750-056
3/8	.380	.875	.036	.056	.020	170	217	B-0380-0875-036
3/8	.380	.906	.032	.064	.032	193	220	B-0380-0906-032
3/8	.380	.906	.036	.068	.032	266	313	B-0380-0906-036
3/8	.380	.906	.040	.072	.032	357	459	B-0380-0906-040

\* Denotes Stainless Steel Part Number

\*\* Deflection expressed in lbs. and is estimate based on average formulas. These theoretical load values are presented only as a guide and may vary as much as 20% in specific applications

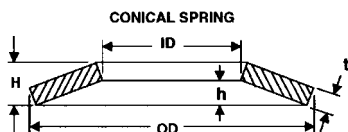


# BELLEVILLE DISC SPRINGS

Hole Size	I.D.	O.D.	Thickness	H	h	75% Def. Load lbs. **	Flat Load lbs. **	WCL Product Number
3/8	.380	.950	.047	.070	.023		463	B-0380-0950-047
3/8	.380	.950	.056	.070	.014		845	B-0380-0950-056
3/8	.380	1.125	.053	.080	.027		535	B-0380-1125-053
3/8	.380	1.125	.078	.097	.019		1235	B-0380-1125-078
3/8	.382	.750	.028	.048	.020		200	B-0382-0750-028
3/8	.382	.750	.032	.052	.020	188	236	B-0382-0750-032
3/8	.382	.750	.035	.057	.022	272	342	B-0382-0750-035
3/8	.382	.750	.040	.059	.020	343	441	B-0382-0750-040
3/8	.39	1.125	.024	.070				B-0390-1125-024
M10	.402	.787	.014	.028	.014	9.7	11.2	B-0402-0787-014
M10	.402	.787	.016	.035	.020	22.3	23.8	B-0402-0787-016
M10	.402	.787	.020	.045	.026	57.1	60.3	B-0402-0787-020
M10	.402	.787	.031	.053	.022	168	209	B-0402-0787-031
M10	.402	.787	.035	.057	.022	236	297	B-0402-0787-035
M10	.402	.787	.039	.061	.022	320	407	B-0402-0787-039
M10	.402	.787	.043	.061	.018	342	444	B-0402-0787-043
M10	.402	.787	.049	.071	.020	557	724	B-0402-0787-049
M10	.402	.787	.059	.071	.012	567	571	B-0402-0787-039
M10	.402	.866	.059	.072	.024	494	635	B-0402-0866-048
M10	.402	.906	.035	.065	.030	239	286	B-0402-0906-035
M10	.402	.906	.039	.067	.028	296	366	B-0402-0906-039
M10	.402	.906	.049	.026	.075	555	709	B-0402-0906-049
M10	.402	.984	.039	.030	.069	279	342	B-0402-0984-039
M10	.402	1.10	.031	.069	.037	149	163	B-0402-1100-031
M10	.402	1.10	.039	.075	.035	254	301	B-0402-1100-039
M10	.402	1.10	.049	.081	.031	417	522	B-0402-1100-049
M10	.402	1.10	.059	.087	.028	612	789	B-0402-1100-059
M10	.402	1.10	.069	.102	.033	1130	1520	B-0402-1100-069
7/16	.413	.866	.072	.094				B-0413-0866-072
7/16	.430	.906	.043	.040				B-0423-0906-043
7/16	.441	.886	.024	.055	.032	100	104	B-0441-0886-032
7/16	.441	.886	.024	.055	.031	95.5	99.8	B-0441-0886-024
7/16	.441	.886	.031	.057	.026	159	192	B-0441-0886-031
7/16	.441	.886	.039	.070	.030	364	445	B-0441-0886-039
7/16	.441	.886	.045	.067	.022	376	484	B-0441-0886-045
7/16	.441	.886	.049	.069	.020	434	564	B-0441-0886-049
7/16	.441	.886	.059	.079	.020	743	975	B-0441-0886-059
7/16	.442	.875	.031	.059	.028		205	B-0442-0875-031
7/16	.442	.875	.045	.067	.056	0.056	495	B-0442-0875-045
7/16	.445	1	.028	.063	.035	129	138	B-0445-1000-028
7/16	.445	1	.035	.067	.032	209	246	B-0445-1000-035
7/16	.445	1	.039	.070	.031	272	330	B-0445-1000-039
7/16	.445	1	.049	.075	.026	430	549	B-0445-1000-049

\* Denotes Stainless Steel Part Number

\*\* Deflection expressed in lbs. and is estimate based on average formulas. These theoretical load values are presented only as a guide and may vary as much as 20% in specific applications

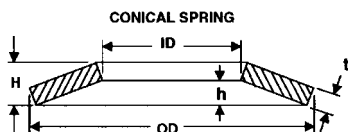


# BELLEVILLE DISC SPRINGS

Hole Size	I.D.	O.D.	Thickness	H	h	75% Def. Load lbs. **	Flat Load lbs. **	WCL Product Number
7/16	.453	.811	.024	.058				B-0453-0811-024*
7/16	.453	1.125	.040	.080	.040	224	328	B-0453-1125-040
7/16	.453	1.125	.044	.084	.040	369	436	B-0453-1125-044
7/16	.453	1.125	.049	.089	.040	535	646	B-0453-1125-049
M12	.480	.906	.031	.054	.022	136	168	B-0480-0906-031
M12	.480	.906	.039	.063	.024	290	365	B-0480-0906-039
M12	.480	.906	.049	.073	.024	524	674	B-0480-0906-049
M12	.480	.906	.059	.083	.024	912	1180	B-0480-0906-059
M12	.480	.906	.067	.095				B-0480-0906-.067
M12	.480	.984	.028	.063	.035	134	143	B-0480-0984-028
M12	.480	.984	.035	.063	.028	194	236	B-0480-0984-035
M12	.480	.984	.039	.071	.031	305	370	B-0480-0984-039
M12	.480	.984	.049	.077	.028	497	632	B-0480-0984-049
M12	.480	.984	.059	.081	.022	658	859	B-0480-0984-059
M12	.480	1.10	.039	.077	.037	285	333	B-0480-1100-039
M12	.480	1.10	.049	.081	.033	465	578	B-0480-1100-049
M12	.480	1.10	.059	.089	.030	688	884	B-0480-1100-059
M12	.480	1.24	.039	.084	.043	263	295	B-0480-1240-039
M12	.480	1.24	.049	.087	.037	405	495	B-0480-1240-049
M12	.480	1.24	.059	.093	.033	605	767	B-0480-1240-059
M12	.480	1.575	.028	.065				B-0480-1575-028
M12	.484	1.34	.028	.077	.049	109	96.9	B-0484-1340-028
M12	.484	1.34	.039	.089	.049	264	283	B-0484-1340-039
M12	.484	1.34	.049	.093	.043	409	486	B-0484-1340-049
M12	.484	1.34	.059	.098	.039	612	763	B-0484-1340-059
1/2	.505	1	.028	.063	.035	137	147	B-0505-1000-028
1/2	.505	1	.035	.067	.032	222	262	B-0505-1000-035
1/2	.505	1	.043	.071	.028	340	425	B-0505-1000-043
1/2	.505	1	.050	.075	.025	465	597	B-0505-1000-050
1/2	.505	1	.059	.081	.022	661	863	B-0505-1000-059
1/2	.505	1	.072	.091	.019	1030	1350	B-0505-1000-072
1/2	.505	1.262	.060	.091	.031		731	B-0505-1262-060
1/2	.505	1.50	.047	.093	.046		366	B-0505-1500-047
1/2	.505	1.50	.070	.104	.034		396	B-0505-1500-070
1/2	.505	1.50	.102	.128	.026		2060	B-0505-1500-102
1/2	.507	.905	.031	.061				B-0507-0905-031
1/2	.510	1.10	.039	.074	.035	265	313	B-0510-1100-039
1/2	.510	1.10	.049	.082	.033	471	586	B-0510-1100-049
1/2	.510	1.10	.059	.087	.028	674	868	B-0510-1100-059
1/2	.510	1.375	.035	.081	.046	169	178	B-0510-1375-035
1/2	.510	1.375	.040	.089	.049	261	282	B-0510-1375-040
1/2	.510	1.375	.049	.099	.050	463	533	B-0510-1375-049
1/2	.510	1.375	.052	.102	.050	542	632	B-0510-1375-052

\* Denotes Stainless Steel Part Number

\*\* Deflection expressed in lbs. and is estimate based on average formulas. These theoretical load values are presented only as a guide and may vary as much as 20% in specific applications

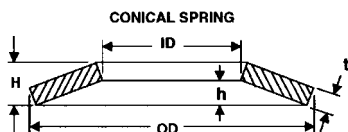


# BELLEVILLE DISC SPRINGS

Hole Size	I.D.	O.D.	Thickness	H	h	75% Def. Load lbs. **	Flat Load lbs. **	WCL Product Number
1/2	.510	1.375	.056	.106	.050	663	787	B-0510-1375-056
1/2	.510	1.375	.059	.109	.050	771	925	B-0510-1375-059
1/2	.510	1.375	.069	.102	.033	758	976	B-0510-1375-069
1/2	.510	1.375	.079	.109	.030	1020	1330	B-0510-1375-079
1/2	.512	.984	.059	.083				B-0512-0984-059
1/2	.512	1	.035	.067	.032	236	277	B-0512-1000-035
1/2	.512	1	.039	.075	.036	371	436	B-0512-1000-039
1/2	.512	1	.049	.083	.035	667	825	B-0512-1000-049
1/2	.512	1	.059	.087	.028	925	1190	B-0512-1000-059
1/2	.512	1.102	.039	.075	.036	289	339	B-0512-1102-039
1/2	.512	1.102	.049	.083	.034	517	640	B-0512-1102-049
1/2	.512	1.102	.059	.087	.028	717	923	B-0512-1102-059
1/2	.516	1.378	.049	.105				B-0516-1378-049
1/2	.531	1.126	.109	.025				B-0531-1126-109*
1/2	.531	1.126	.104					B-0531-1126-104
1/2	.559	.994	.059	.084				B-0559-0994-059
M14	.559	1.10	.031	.071	.039	180	193	B-0559-1100-031
M14	.559	1.10	.039	.071	.031	249	302	B-0559-1100-039
M14	.559	1.10	.049	.083	.033	500	622	B-0559-1100-049
M14	.559	1.10	.059	.085	.026	638	827	B-0559-1100-059
9/16	.563	1.34	.049	.094	.045	448	528	B-0563-1340-049
9/16	.563	1.34	.059	.100	.041	672	833	B-0563-1340-059
9/16	.563	1.57	.039	.089	.049	190	204	B-0563-1570-039
9/16	.563	1.57	.049	.104	.055	400	446	B-0563-1570-049
9/16	.563	1.57	.059	.108	.049	571	688	B-0563-1570-059
9/16	.563	1.57	.079	.120	.041	1070	1370	B-0563-1570-079
9/16	.567	1.125	.038	.073	.035		285	B-0567-1125-038
9/16	.567	1.125	.056	.084	.028		735	B-0567-1125-056
9/16	.598	.945	.035	.065				B-0598-0945-035
9/16	.610	1.102	.039	.074				B-0610-1102-039
5/8	.630	1.25	.032	.073	.041	155	164	B-0630-1250-032
5/8	.630	1.25	.040	.082	.042	289	328	B-0630-1250-040
5/8	.630	1.25	.052	.087	.035	483	601	B-0630-1250-052
5/8	.630	1.25	.062	.092	.077	679	873	B-0630-1250-062
5/8	.630	1.25	.089	.111	.022	1430	1890	B-0630-1250-089
5/8	.630	1.875	.057	.115	.058		522	B-0630-1875-057
5/8	.630	1.875	.086	.129	.043		1319	B-0630-1875-086
5/8	.630	1.875	.127	.158	.031		3105	B-0630-1875-127
5/8	.637	1.375	.035	.081	.046	181	191	B-0637-1375-035
5/8	.637	1.375	.049	.094	.045	434	511	B-0637-1375-049
5/8	.637	1.375	.059	.102	.043	693	853	B-0637-1375-059
5/8	.637	1.375	.079	.110	.031	1130	1480	B-0637-1375-079
5/8	.642	1.24	.031	.073	.041	154	162	B-0642-1240-031

\* Denotes Stainless Steel Part Number

\*\* Deflection expressed in lbs. and is estimate based on average formulas. These theoretical load values are presented only as a guide and may vary as much as 20% in specific applications

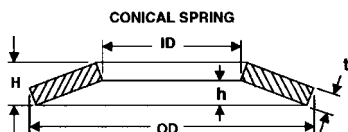


# BELLEVILLE DISC SPRINGS

Hole Size	I.D.	O.D.	Thickness	H	h	75% Def. Load lbs. **	Flat Load lbs. **	WCL Product Number
5/8	.642	1.24	.049	.085	.035	430	531	B-0642-1240-049
5/8	.642	1.24	.059	.096	.035	726	917	B-0642-1240-059
5/8	.642	1.24	.069	.097	.028	870	1130	B-0642-1240-069
5/8	.642	1.24	.079	.108	.030	1410	1830	B-0642-1240-079
5/8	.642	1.34	.059	.100	.041	709	878	B-0642-1340-059
5/8	.642	1.34	.069	.102	.033	879	1130	B-0642-1340-069
5/8	.642	1.34	.079	.112	.033	1300	1690	B-0642-1340-079
5/8	.642	1.563	.028	.074				B-0642-1563-028
5/8	.642	1.57	.059	.110	.051	618	737	B-0642-1570-059
5/8	.642	1.57	.079	.122	.043	1160	1480	B-0642-1570-079
5/8	.642	1.75	.056	.117	.061	522	588	B-0642-1750-056
5/8	.642	1.75	.059	.119	.060	591	679	B-0642-1750-059
5/8	.642	1.75	.064	.125	.061	761	889	B-0642-1750-064
5/8	.681	1.091	.020	.047				B-0681-1091-020
5/8	.689	1.230	.069	.098				B-0689-1240-069
5/8	.692	1.375	.044	.088	.044		375	B-0692-1375-044
5/8	.692	1.375	.067	.101	.034	850	1089	B-0692-1375-067
M18	.720	1.398	.031	.070	.039			B-0720-1398-031
M18	.720	1.40	.035	.081	.045	187	199	B-0720-1400-035
M18	.720	1.40	.049	.088	.039	382	463	B-0720-1400-049
M18	.720	1.40	.079	.110	.031	1170	1530	B-0720-1400-079
M18	.720	1.40	.092					B-1720-1400-092
M18	.720	1.57	.079	.124	.045	1365	1729	B-0720-1570-079
M18	.724	1.97	.049	.112	.063	322	342	B-0724-1970-049
M18	.724	1.97	.059	.130	.071	616	670	B-0724-1970-059
M18	.724	1.97	.079	.138	.060	1085	1328	B-0724-1970-079
M18	.724	1.97	.098	.161	.063	2235	2798	B-0724-1970-098
M18	.724	1.97	.118	.173	.056	3299	4252	B-0724-1970-118
M18	.749	2.239	.065	.063				B-0749-2252-065
3/4	.755	1.41	.035	.080	.045	182	193	B-0755-1410-035
3/4	.755	1.41	.049	.088	.039	378	458	B-0755-1410-049
3/4	.755	1.41	.079	.110	.031	1170	1530	B-0755-1410-079
3/4	.755	1.50	.040	.092	.052	267	282	B-0755-1500-040
3/4	.755	1.50	.045	.093	.069	327	371	B-0755-1500-045*
3/4	.755	1.50	.045	.093	.048	327	371	B-0755-1500-045
3/4	.755	1.50	.059	.114	.055	815	957	B-0755-1500-059
3/4	.755	1.50	.072	.107	.035	861	1110	B-0755-1500-072
3/4	.755	1.50	.079	.122	.043	1410	1800	B-0755-1500-079
3/4	.755	1.50	.098	.133	.035	2140	2790	B-0755-1500-098
3/4	.755	1.50	.107	.134	.027	2120	2800	B-0755-1500-107
3/4	.755	2.25	.068	.137	.069		732	B-0755-2250-068
3/4	.755	2.25	.102	.153	.051		1822	B-0755-2250-102
3/4	.755	2.25	.150	.188	.038		4295	B-0755-2250-150

\* Denotes Stainless Steel Part Number

\*\* Deflection expressed in lbs. and is estimate based on average formulas. These theoretical load values are presented only as a guide and may vary as much as 20% in specific applications

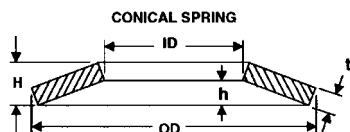


# BELLEVILLE DISC SPRINGS

Hole Size	I.D.	O.D.	Thickness	H	h	75% Def. Load lbs. **	Flat Load lbs. **	WCL Product Number
M20	.761	1.494	.097	.128				B-0761-1494-097
M20	.761	1.50	.059	.114	.056	871	1019	B-0761-1500-059
M20	.761	1.50	.078	.122	.045	1495	1897	B-0761-1500-078
M20	.761	1.50	.098	.134	.037	2373	3097	B-0761-1500-098
M20	.764	2	.064	.130	.066	653	749	B-0764-2000-064
M20	.764	2	.069	.135	.066	800	932	B-0764-2000-069
M20	.764	2	.072	.140	.068	940	1100	B-0764-2000-072
M20	.764	2	.075	.140	.065	984	1170	B-0764-2000-075
M20	.764	2.25	.059	.134	.075	479	510	B-0764-2250-059
M20	.764	2.25	.068	.137	.069	626	719	B-0764-2250-068
M20	.764	2.25	.079	.141	.062	853	1040	B-0764-2250-079
M20	.764	2.25	.102	.153	.051	1431	1840	B-0764-2250-102
M20	.764	2.25	.118	.168	.05	2100	2720	B-0764-2250-118
M20	.764	2.25	.150	.188	.038	3300	4350	B-0764-2250-150
M20	.768	2	.075	.145				B-0768-2000-075
M21	.803	1.57	.039	.090	.051	228	241	B-0803-1570-039
M21	.803	1.57	.059	.104	.045	589	719	B-0803-1570-059
M21	.803	1.57	.079	.122	.043	1280	1630	B-0803-1570-079
M21	.803	1.57	.089	.124	.035	1460	1900	B-0803-1570-089
M21	.803	1.57	.098	.136	.037	2110	2750	B-0803-1570-098
M21	.803	1.97	.079	.138	.059	1050	1290	B-0803-1970-079
M21	.803	1.97	.098	.152	.053	1780	2270	B-0803-1970-098
M21	.807	2.36	.079	.161	.083	1060	1210	B-0807-2360-079
M21	.807	2.36	.098	.169	.071	1640	2020	B-0807-2360-098
M21	.807	2.36	.118	.185	.067	2781	3528	B-0807-2360-181
M21	.813	1.50	.104	.138				B-813-1500-104
M21	.846	1.575	.079	.123				B-846-1575-079
7/8	.880	1.175	.057	.114	.057		650	B-0880-1750-057
7/8	.880	1.175	.085	.128	.043		1630	B-0880-1750-085
7/8	.880	1.75	.085	.128	.044	1354	1288	B-0880-1750-085
7/8	.882	1.575	.069	.116				B-882-1575-069
7/8	.882	1.77	.049	.112	.063	425	451	B-0882-1770-049
7/8	.882	1.77	.057	.114	.057	554	639	B-0882-1770-057
7/8	.882	1.77	.069	.120	.051	819	1000	B-0882-1770-069
7/8	.882	1.77	.085	.128	.043	1250	1600	B-0882-1770-085
7/8	.882	1.77	.098	.138	.039	1740	2260	B-0882-1770-098
7/8	.882	1.97	.079	.142	.063	1170	1420	B-0882-1970-079
7/8	.882	1.97	.098	.154	.055	1910	2430	B-0882-1970-098
7/8	.882	1.97	.118	.170	.062			B-0882-1970-118
7/8	.890	2.25	.072	.145	.073	804	924	B-0890-2250-072
7/8	.890	2.25	.076	.150	.074	948	1100	B-0890-2250-076
7/8	.890	2.25	.080	.155	.075	1090	1270	B-0890-2250-080
M25	1	1.97	.049	.112	.063	348	370	B-1000-1970-049

\* Denotes Stainless Steel Part Number

\*\* Deflection expressed in lbs. and is estimate based on average formulas. These theoretical load values are presented only as a guide and may vary as much as 20% in specific applications

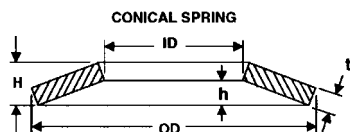


# BELLEVILLE DISC SPRINGS

Hole Size	I.D.	O.D.	Thickness	H	h	75% Def. Load lbs.**	Flat Load lbs.**	WCL Product Number
M25	1	1.97	.059	.122	.063	565	639	B-1000-1970-059
M25	1	1.97	.079	.134	.055	1070	1330	B-1000-1970-079
M25	1	1.97	.089	.148	.059	1620	2020	B-1000-1970-089
M25	1	1.97	.098	.154	.055	2040	2590	B-1000-1970-098
M25	1	1.97	.118	.161	.043	2690	3520	B-1000-1970-118
1	1	2	.065	.130	.098		860	B-1000-2000-065*
1	1	2	.065	.130	.065		860	B-1000-2000-065
1	1	2	.084	.136	.052		1488	B-1000-2000-084
1	1	2	.097	.145	.048		2140	B-1000-2000-097
1	1	2	.142	.177	.035		4824	B-1000-2000-142
1	1	1.559	.039	.082				B-1000-1559-039
1	1	2.36	.098	.173	.075	1840	2250	B-1000-2360-098
1	1	2.36	.118	.183	.065	2650	3370	B-1000-2360-118
1	1	2.75	.079	.177	.098	997	1070	B-1000-2750-079
1	1	3	.090	.180	.090		1244	B-1000-3000-090
1	1	3	.135	.202	.067		3118	B-1000-3000-135
1	1.016	2	.049	.113	.064	343	361	B-1016-2000-049
1	1.016	2	.065	.130	.065	742	856	B-1016-2000-065
1	1.016	2	.072	.134	.062	928	1110	B-1016-2000-072
1	1.016	2	.079	.138	.059	1140	1390	B-1016-2000-079
1	1.016	2	.097	.156	.059	2050	2580	B-1016-2000-097
1	1.016	2	.118	.165	.047	2840	3700	B-1016-2000-118
1	1.016	2	.142	.177	.035	3640	4800	B-1016-2000-142
1	1.016	2.375	.059	.136	.077	471	496	B-1016-2375-059
1	1.016	2.375	.079	.158	.079	1060	1220	B-1016-2375-079
1	1.016	2.375	.098	.177	.079	1930	2330	B-1016-2375-098
1	1.016	2.375	.118	.181	.063	2540	3250	B-1016-2375-118
1	1.016	2.375	.138	.193	.055	3490	4530	B-1016-2375-138
1	1.016	2.50	.080	.160	.080	959	1100	B-1016-2500-080
1	1.016	2.50	.087	.174	.088	1370	1570	B-1016-2500-087
1	1.016	2.50	.092	.175	.083	1520	1800	B-1016-2500-092
M26	1.083	2.05	.098	.149	.051	1760	2250	B-1083-2050-098
M28	1.122	2.20	.059	.136	.077	587	620	B-1122-2200-059
M28	1.122	2.20	.079	.142	.063	998	1210	B-1122-2200-079
M28	1.122	2.20	.098	.165	.067	2020	2510	B-1122-2200-098
M28	1.122	2.20	.118	.169	.051	2560	3320	B-1122-2200-118
M28	1.122	2.20	.157	.198	.041	4780	6300	B-1122-2200-157
1-1/8	1.122	2.25	.073	.148	.075		1100	B-1125-2250-073
1-1/8	1.122	2.25	.111	.165	.054		2780	B-1125-2250-111
1-1/8	1.122	2.25	.159	.198	.039		5973	B-1125-2250-159
M30	1.20	2.36	.098	.177	.079	2120	2570	B-1201-2360-098
M30	1.20	2.36	.118	.185	.067	2970	3770	B-1201-2360-118
M30	1.20	2.36	.138	.197	.059	4080	5290	B-1201-2360-138

\* Denotes Stainless Steel Part Number

\*\* Deflection expressed in lbs. and is estimate based on average formulas. These theoretical load values are presented only as a guide and may vary as much as 20% in specific applications

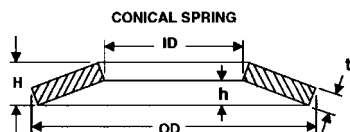


# BELLEVILLE DISC SPRINGS

Hole Size	I.D.	O.D.	Thickness	H	h	75% Def. Load lbs.**	Flat Load lbs.**	WCL Product Number
M30	1.201	2.76	.098	.193	.095	1900	2210	B-1201-2760-094
M30	1.201	2.76	.118	.201	.083	2714	3356	B-1201-2760-118
M30	1.22	2.48	.071	.163	.093	954	1000	B-1220-2480-071
M30	1.22	2.48	.098	.171	.069	1620	2000	B-1220-2480-098
M30	1.22	2.48	.118	.185	.067	2650	3360	B-1220-2480-118
M30	1.22	2.48	.138	.193	.055	3380	4390	B-1220-2480-138
M30	1.22	3.15	.098	.209	.110	1630	1810	B-1220-3150-098
M30	1.22	3.15	.118	.217	.098	2330	2800	B-1220-3150-118
M30	1.22	3.15	.157	.240	.083	4370	5580	B-1220-3150-157
1-1/4	1.25	2.50	.064	.148	.084	637	669	B-1250-2500-064
1-1/4	1.25	2.50	.080	.160	.080	1080	1240	B-1250-2500-080
1-1/4	1.25	2.50	.120	.180	.061	2591	3322	B-1250-2500-120*
1-1/4	1.25	2.50	.120	.180	.060	2460	3150	B-1250-2500-120
1-1/4	1.25	2.50	.175	.219	.044	5430	7170	B-1250-2500-175
1-1/4	1.25	3.75	.168	.251	.083		4754	B-1250-3750-168
1-1/4	1.26	1.811	.067	.095				B-1260-1811-067
1-3/8	1.375	2.75	.087	.173	.086		1440	B-1375-2750-087
1-3/8	1.375	2.75	.132	.196	.064		3210	B-1375-2750-132
1-3/8	1.39	2.049	.067	.098				B-1390-2049-067
M35	1.398	2.76	.118	.201	.084	2924	3615	B-1398-2760-118
M35	1.398	2.76	.157	.228	.072	5742	7415	B-1398-2760-158
M35	1.40	2.75	.087	.173	.086	1240	1440	B-1400-2750-087
M35	1.40	2.75	.118	.201	.083	2760	3420	B-1400-2750-118
M35	1.40	2.75	.132	.196	.064	2910	3740	B-1400-2750-132
M35	1.40	2.75	.157	.228	.071	5380	6950	B-1400-2750-157
M35	1.417	2.795	.049	.125				B-1417-2795-049
M35	1.417	2.795	.079	.151				B-1417-2795-079
M35	1.42	2.80	.079	.181	.102	1160	1220	B-1420-2800-079
M35	1.42	2.80	.098	.177	.079	1510	1830	B-1420-2800-098
M35	1.42	2.80	.157	.22	.063	4620	6000	B-1420-2800-157
M35	1.42	3.15	.118	.224	.106	2680	3170	B-1420-3150-118
M35	1.42	3.15	.157	.244	.087	4810	6130	B-1420-3150-157
M35	1.50	2.089	.028	.060				B-1500-2098-028
1-1/2	1.50	3	.093	.189	.096		1630	B-1500-3000-093
1-1/2	1.50	3	.143	.213	.070		4380	B-1500-3000-143
1-1/2	1.532	2.559	.049	.123				B-1532-2559-049
1-1/2	1.56	3	.070					B-1560-3000-070
1-1/2	1.575	1.969	.079	.100				B-1575-1969-079
1-1/2	1.595	2.75	.118	.193	.075	2730	3420	B-1595-2750-118
1-1/2	1.595	2.75	.157	.220	.063	5250	6830	B-1595-2750-157
1-1/2	1.595	2.75	.197	.244	.047	7570	10000	B-1595-2750-197
M41	1.61	3.15	.089	.205	.116	1490	1560	B-1610-3150-089
M41	1.61	3.15	.118	.209	.091	2370	2890	B-1610-3150-118

\* Denotes Stainless Steel Part Number

\*\* Deflection expressed in lbs. and is estimate based on average formulas. These theoretical load values are presented only as a guide and may vary as much as 20% in specific applications

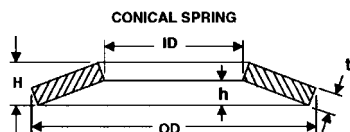


# BELLEVILLE DISC SPRINGS

Hole Size	I.D.	O.D.	Thickness	H	h	75% Def. Load lbs. **	Flat Load lbs. **	WCL Product Number
M41	1.61	3.15	.158	.244	.088	5480	6969	B-1610-3150-158
M41	1.61	3.15	.197	.264	.067	7540	9880	B-1610-3150-197
M41	1.61	3.94	.157	.283	.126	4550	5520	B-1610-3940-157
M41	1.61	3.94	.197	.305	.108	7280	9260	B-1610-3940-197
M41	1.61	3.94	.236	.313	.077	8650	11400	B-1610-3940-236
M41	1.61	4.92	.158	.323	.166	4119	4678	B-1610-4920-158
1-5/8	1.72	2.61	.031	.100				B-1720-2610-031
1-5/8	1.774	2.242	.022	.052				B-1774-2242-022
1-3/4	1.81	2.756	.047	.150				B-1810-2756-047
1-3/4	1.81	3.54	.089	.216				B-1810-3540-098
1-3/4	1.81	3.54	.098	.224	.126	1730	1830	B-1810-3540-098
1-3/4	1.81	3.54	.118	.236	.118	2580	2970	B-1810-3540-118
1-3/4	1.81	3.54	.138	.236	.098	3180	3930	B-1810-3540-138
1-3/4	1.81	3.54	.157	.252	.095	4460	5630	B-1810-3540-157
1-3/4	1.81	3.54	.197	.276	.079	7050	9170	B-1810-3540-197
2	2	4	.125	.250	.125		2910	B-2000-4000-125
2	2	4	.187	.280	.093		7280	B-2000-4000-187
2	2.01	3.94	.106	.244	.138	1940	2040	B-2010-3940-106
2	2.01	3.94	.138	.248	.110	2940	3560	B-2010-3940-138
2	2.01	3.94	.157	.276	.118	4650	5690	B-2010-3940-157
2	2.01	3.94	.197	.307	.110	8170	10400	B-2010-3940-197
2	2.01	3.94	.236	.323	.087	10800	14100	B-2010-3940-236
2	2.01	4.92	.158	.178	.335	4701	5222	B-2010-4920-158
2	2.01	4.92	.197	.155	.350	7302	8878	B-2010-4920-197
2	2.01	4.92	.236	.135	.370	10589	13433	B-2010-4920-236
M57	2.24	4.41	.118	.273	.154	2360	2490	B-2240-4410-118
M57	2.24	4.41	.157	.283	.126	3990	4840	B-2240-4410-157
M57	2.24	4.41	.197	.303	.106	6250	7970	B-2240-4410-197
M57	2.24	4.41	.236	.334	.098	9830	12800	B-2240-4410-236
M61	2.40	4.92	.197	.354	.159	8097	9795	B-2400-4920-197
M61	2.40	4.92	.236	.378	.149	12160	15331	B-2400-4920-236
M61	2.40	4.92	.295	.429	.136	22728	29330	B-2400-4920-295
M61	2.40	5.91	.197	.406	.210	7346	8313	B-2400-5910-197
M61	2.40	5.91	.236	.425	.191	10801	13074	B-2400-5910-236
2-1/2	2.52	4.92	.138	.179	.315	3648	3851	B-2520-4920-138
2-1/2	2.52	4.92	.197	.335	.139	7107	8788	B-2520-4920-197
2-3/4	2.52	4.92	.295	.417	.124	21163	27458	B-2520-4920-295
2-3/4	2.80	4.92	.236	.366	.132	12330	15676	B-2800-4920-236
2-3/4	2.80	4.92	.291	.409	.105	21342	27725	B-2800-4920-291
2-3/4	2.80	4.92	.362	.465	.191	35443	46644	B-2800-4920-362
2-3/4	2.80	5.91	.236	.425	.180	11462	13868	B-2800-5910-236
2-3/4	2.80	5.91	.295	.472	.472	20852	26281	B-2800-5910-295
2-7/8	2.83	5.51	.150	.343	.193	3870	4090	B-2830-5510-150

\* Denotes Stainless Steel Part Number

\*\* Deflection expressed in lbs. and is estimate based on average formulas. These theoretical load values are presented only as a guide and may vary as much as 20% in specific applications



# BELLEVILLE DISC SPRINGS

Hole Size	I.D.	O.D.	Thickness	H	h	75% Def. Load lbs. **	Flat Load lbs. **	WCL Product Number
2-7/8	2.83	5.51	.197	.354	.159	6603	7990	B-2830-5510-197
2-7/8	2.83	5.51	.295	.441	.148	20308	26051	B-2830-5510-295
3	3.19	5.91	.295	.461	.168	21018	26669	B-3190-5910-295
3	3.19	5.91	.366	.512	.148	34736	45213	B-3190-5910-366
M82	3.23	6.30	.169	.390	.222	5153	5412	B-3230-6300-169
M82	3.23	6.30	.236	.413	.179	9719	11892	B-3230-6300-236
M82	3.23	6.30	.370	.532	.164	33750	43660	B-3230-6300-370
M82	3.23	7.87	.299	.559	.262	17800	21196	B-3230-7870-299
M82	3.23	7.87	.378	.610	.234	30571	38457	B-3230-7870-378
M82	3.23	7.87	.453	.654	.203	44373	57386	B-3230-7870-453
M92	3.62	7.709	.189	.433	.246	6223	6560	B-3620-7090-189
M92	3.62	7.709	.236	.437	.203	8834	10565	B-3620-7090-236
M92	3.62	7.709	.370	.551	.184	29824	38293	B-3620-7090-370
M92	3.62	7.87	.374	.614	.243	32148	40226	B-3620-7870-374
M92	3.62	7.87	.449	.661	.215	48048	61850	B-3620-7870-449
M92	3.62	7.87	.516	.713	.199	67103	87434	B-3620-7870-516
4	4.02	7.87	.236	.492	.256	9700	10903	B-4020-7870-236
4	4.02	7.87	.295	.535	.243	17158	20884	B-4020-7870-295
4	4.02	7.87	.370	.614	.248	33676	41963	B-4020-7870-370
4	4.02	7.87	.443	.638	.197	44422	57451	B-4020-7870-443
4	4.02	7.87	.516	.717	.204	72728	94662	B-4020-7870-516
4	4.02	9.84	.378	.709	.333	29251	34779	B-4020-9840-378
4	4.02	9.84	.453	.748	.298	42916	53608	B-4020-9840-453
M112	4.41	7.87	.437	.638	.204	47460	61198	B-4410-7870-437
M112	4.41	7.87	.508	.689	.185	66685	87160	B-4410-7870-508
M112	4.41	7.87	.583	.740	.160	87113	114789	B-4410-7870-583
M112	4.41	8.86	.244	.535	.294	10040	10918	B-4410-8860-244
M112	4.41	8.86	.295	.571	.278	15681	18353	B-4410-8860-295
M112	4.41	8.86	.443	.669	.229	40326	51613	B-4410-8860-443
M127	5	9.84	.264	.583	.321	11427	12368	B-5000-9840-264
M127	5	9.84	.370	.669	.303	26833	32393	B-5000-9840-370
M127	5	9.84	.443	.76	.321	48293	59503	B-5000-9840-443
M127	5	9.84	.516	.772	.259	59185	75924	B-5000-9840-516
M127	5	9.84	.591	.858	0.272	93351	120456	B-5000-9840-591

\* Denotes Stainless Steel Part Number

\*\* Deflection expressed in lbs. and is estimate based on average formulas. These theoretical load values are presented only as a guide and may vary as much as 20% in specific applications