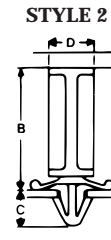
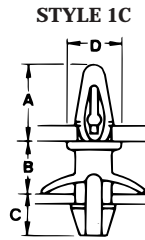
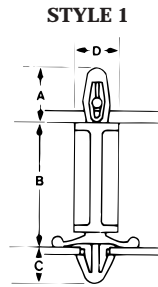


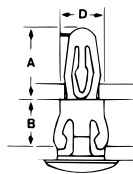
ELECTRICAL/ELECTRONIC COMPONENTS

PC BOARD SUPPORTS/ SPACERS

Wide variety of styles accommodate all your serviceability and mounting requirements. Many standoff heights and fastening options available. Various styles either assemble from top or bottom of board for greatest convenience.

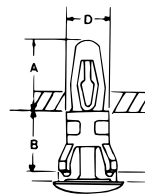


STYLE 3A



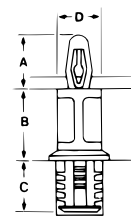
SQUARE CHASSIS HOLE

STYLE 3B

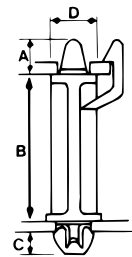


ROUND CHASSIS HOLE

STYLE 4



STYLE 5



PART NUMBER	STYLE	A	BOARD CLEARANCE B*	C	D	CIRCUIT BOARD		CHASSIS		HEAD HEIGHT
						THICKNESS	HOLE DIA.	THICKNESS	HOLE SIZE	
215-150912-00	1	.375 REF.	.187	.290 REF.	.312	.062	.156	.015-.080	.187 DIA.	—
215-150912-01	1	.375 REF.	.250	.290 REF.	.312	.062	.156	.015-.080	.187 DIA.	—
215-150912-02	1	.375 REF.	.375	.290 REF.	.312	.062	.156	.015-.080	.187 DIA.	—
215-150912-03	1	.375 REF.	.500	.290 REF.	.312	.062	.156	.015-.080	.187 DIA.	—
215-150912-04	1	.375 REF.	.750	.290 REF.	.312	.062	.156	.015-.080	.187 DIA.	—
215-150912-05	1	.375 REF.	1.000	.290 REF.	.312	.062	.156	.015-.080	.187 DIA.	—
215-150909-05	1C	.375	.250	.156	.281	.057-.067	.156	.031-.080	.190 DIA.	—
215-150914-01	2	—	.250	.290 REF.	.312	—	—	.015-.080	.187 DIA.	—
215-150914-02	2	—	.375	.290 REF.	.312	—	—	.015-.080	.187 DIA.	—
215-150914-03	2	—	.500	.290 REF.	.312	—	—	.015-.080	.187 DIA.	—
215-150914-05	2	—	1.000	.290 REF.	.312	—	—	.015-.080	.187 DIA.	—
215-150913-00	3A	.375	.250	—	.230	.062	.156	.062	.250 SQ.	.060
215-150913-01	3A	.375	.312	—	.230	.062	.156	.062	.250 SQ.	.060
275-160210-03	3B	.375	.188	—	.230	.062	.156	.062	.250 DIA.	.060
275-160210-04	3B	.375	.250	—	.230	.062	.156	.062	.250 DIA.	.060
275-160210-06	3B	.375	.375	—	.230	.062	.156	.062	.250 DIA.	.060
275-160210-08	3B	.375	.500	—	.230	.062	.156	.062	.250 DIA.	.060
215-150915-00	4	.375 REF.	.187	.363 REF.	.312	.062	.156	.250 MIN.	.312 DIA.	—
215-150915-01	4	.375 REF.	.250	.363 REF.	.312	.062	.156	.250 MIN.	.312 DIA.	—
215-150915-03	4	.375 REF.	.500	.363 REF.	.312	.062	.156	.250 MIN.	.312 DIA.	—
275-120206-03†	5	.200	.750	.172	.250	.058	.157	.058	.187 DIA.	—

*Board clearance may vary depending on chassis thickness. Dimensions shown are nominal except where a minimum-maximum range is given.

‡Has pin to prevent rotation in chassis.

†Contact Fastex for hole configuration in circuit board.

NOTE: Dimensions listed are nominal.